




Coe Press Equipment Corporation
Power Straighteners



Coe Press Equipment Corporation
"The Company That Feeds an Industry"

POWER STRAIGHTENERS

■ 175 Series Straighteners

The 175 Series of power straighteners is designed to provide the speed, torque, and straightening capability required for light gauge stamping applications. These power straighteners are typically matched with the ServoMaster Series 1 servo roll feeds and 2,500# capacity coil reels. Extensive standard features such as oversize crodon coated pinch rolls, seven (7) independent straightening rolls, a cluster gear driven drivetrain, AC variable speed drive technology, and many others are provided to make these straighteners an exceptional value. Extensive optional equipment can be combined to meet a wide range of material straightening applications. These straighteners offer modular design and construction as the basis for their competitive market price. Rugged, precise construction and exceptional component quality are combined to provide the "best value in the industry."



■ 250 Series Straighteners

The 250 Series of power straighteners is designed to provide the speed, torque, and straightening capability required for light gauge stamping applications. These power straighteners are typically matched with the ServoMaster Series 1 and 2 servo roll feeds and 2,500# to 20,000# capacity coil reels. Extensive standard features such as oversize crodon coated pinch rolls, seven (7) independent straightening rolls, a cluster gear driven drivetrain, AC variable speed drive technology, and many others are provided to make these straighteners an exceptional value. Extensive optional equipment can be combined to meet a wide range of material straightening applications. These straighteners offer modular design and construction as the basis for their competitive market price. Rugged, precise construction and exceptional component quality are combined to provide the "best value in the industry."



■ 350 Series Straighteners

The 350 Series of power straighteners is designed to provide the speed, torque, and straightening capability required for light and medium gauge stamping applications. These power straighteners are typically matched with the ServoMaster Series 3 and 4 servo roll feeds and 6,000# to 40,000# capacity coil reels. Extensive standard features such as oversize crodon coated pinch rolls, seven (7) independent straightening rolls, a cluster gear driven drivetrain, AC variable speed drive technology, and many others are provided to make these straighteners an exceptional value. Extensive optional equipment can be combined to meet a wide range of material straightening applications. These straighteners offer modular design and construction as the basis for their competitive market price. Rugged, precise construction and exceptional component quality are combined to provide the "best value in the industry."





Machine Specifications

175 Series Straighteners

SERIES	CPPS-175-06	CPPS-175-12	CPPS-175-18
Entrance Pinch Rolls	Yes	Yes	Yes
Pinch Roll Diameter	2.25"	2.25"	2.25"
Pinch Roll Cylinder Bore	2.0"	2.0"	2.0"
Number of Breaker Rolls	7	7	7
Breaker Roll Diameter	1.75"	1.75"	1.75"
Material Thickness Range	.005" - .100"	.005" - .100"	.005" - .100"
Maximum Material Width	6.0"	12.0"	18.0"
Standard Speed	0-80 FPM	0-80 FPM	0-80 FPM

Note: The 175 Series of power straighteners is built on 6" width increments from 12" - 18" machine widths. The material thickness capacity and speed ratings as listed are based on a standard variable speed drive package and standard gear reduction. Selection of optional drive packages will give this straightener the capacity to "pull-off" up to 4,000# coil weights. This rating is based on straightening mild steel. To obtain thickness capacity, line speeds, or pull-off capacity beyond the listed standard ratings, please consult the factory for a technical evaluation of the application requirements.

Machine Specifications

250 Series Straighteners

SERIES	CPPS-250-12	CPPS-250-18	CPPS-250-24	CPPS-250-30
Entrance Pinch Rolls	Yes	Yes	Yes	Yes
Pinch Roll Diameter	3.5"	3.5"	3.5"	3.5"
Pinch Roll Cylinder Bore	3.25"	3.25"	3.25"	3.25"
Number of Breaker Rolls	7	7	7	7
Breaker Roll Diameter	2.5"	2.5"	2.5"	2.5"
Material Thickness Range	.010" - .187"	.010" - .187"	.010" - .187"	.010" - .187"
Maximum Material Width	12.0"	18.0"	24.0"	30.0"
Standard Speed	0-80 FPM	0-80 FPM	0-80 FPM	0-80 FPM

Note: The 250 Series of power straighteners is built on 6" width increments from 12" - 30" machine widths. The material thickness capacity and speed ratings as listed are based on a standard variable speed drive package and standard gear reduction. Selection of optional drive packages will give this straightener the capacity to "pull-off" up to 20,000# coil weights. This rating is based on straightening mild steel. To obtain thickness capacity, line speeds, or pull-off capacity beyond the listed standard ratings, please consult the factory for a technical evaluation of the application requirements.

Machine Specifications

350 Series Straighteners

SERIES	CPPS-350-12	CPPS-350-24	CPPS-350-36	CPPS-350-48
Entrance Pinch Rolls	Yes	Yes	Yes	Yes
Pinch Roll Diameter	5.0"	5.0"	5.0"	5.0"
Pinch Roll Cylinder Bore	5.0"	5.0"	5.0"	5.0"
Number of Breaker Rolls	7	7	7	7
Breaker Roll Diameter	3.5"	3.5"	3.5"	3.5"
Material Thickness Range	.020" - .310"	.020" - .310"	.020" - .310"	.020" - .310"
Maximum Material Width	12.0"	24.0"	36.0"	48.0"
Standard Speed	0-80 FPM	0-80 FPM	0-80 FPM	0-80 FPM

Note: The 350 Series of power straighteners is built on 6" width increments from 12" - 54" machine widths. The material thickness capacity and speed ratings as listed are based on a standard variable speed drive package and standard gear reduction. Selection of optional drive packages will give this straightener the capacity to "pull-off" up to 40,000# coil weights. This rating is based on straightening mild steel. To obtain thickness capacity, line speeds, or pull-off capacity beyond the listed standard ratings, please consult the factory for a technical evaluation of the application requirements.



POWER STRAIGHTENERS

Standard Features

250 / 350 Series Straighteners

- Rigid Tie Bar Construction of Straightener Head
- Seven (7) Straightener Rolls for Optimum Straightening Capability
- Cluster Gear Drivetrain for All Lower Straightener Rolls
- Independent Adjustment of Upper Straightener Rolls
- Precision Worm Gear Adjustment of Upper Straightener Rolls
- Permanently Lubricated and Sealed Bearings
- Upper Straightener Roll Height Scales and Integral Pointers
- Recommended Roll Depth Settings Chart
- Optimized Roll Diameter and Center Distance
- Direct Mount Drive System for Efficient Torque Transfer
- Funnelled Stock Path for Material Threading and Operator Safety
- Crodon Coated Upper and Lower Entrance Pinch Rolls
- Air Cylinder Raise and Lower of Pinch Rolls
- Entrance Side Pinch Rolls
- Slide and Clamp Edge Guides for Accurate Material Alignment
- Four (4) Roll Catenary Section Assures Proper Material Support
- AC Variable Speed Drive with Digital Control Package
- Potentiometer Control Variable Speed Loop Arm with Nylon Roller
- Remote Jog Pendant for Material Threading
- Electrical Safety Disconnect
- 230 / 460 Volt AC 3 Phase Power
- Central Point Lubrication System

Optional Equipment

250 / 350 Series Straighteners

- Exit Side Pinch Rolls
- Hand Crank Entrance Edge Guides
- Reel to Straightener Tie in Brackets
- Ultra Sonic Variable Speed Loop Control
- Dual Axis Peeler Table for Material Threading
- Peeler Table with Integral Material Debender
- Digital Upper Straightener Roll Height Indicators
- Non-Marking Chrome Roller Package
- Trabon Automatic Lubrication System
- Motorized Straightener Roll Adjustment – 350 Series
- Single Row of Backup Rollers – 350 Series





Features & Benefits

250 / 350 Series Straighteners

■ Independent Adjustment of Upper Straightener Rolls

■ Precision Worm Gear Adjustment of Upper Straightener Rolls

■ Air Cylinder Raise and Lower of Pinch Rolls

■ Direct Mount Drive System for Efficient Torque Transfer

■ Four (4) Roll Catenary Section Assures Proper Material Support


■ Optional: Dual Axis Peeler Table for Material Threading

■ Optional: Hand crank Entrance Edge Guides

■ Potentiometer Control Variable Speed Loop Arm with Nylon Roll

■ AC Variable Speed Drive with Digital Control

■ Remote Jog Pendant for Material Threading



POWER STRAIGHTENERS

■ 305 / 355 Series Heavy Duty Straighteners


The 305 Series and 355 Series of power straighteners are designed to provide the speed, torque, and straightening capability required for light, medium, and heavy gauge stamping applications. These machines are designed with the standard features and rigidity to pull-off extreme coil weights and still effectively straighten light gauge and pre-painted materials. These power straighteners are typically matched with the Heavy Duty Series 5 through 8 servo roll feeds and 10,000# to 60,000# capacity coil reels.

Extensive standard features such as rigid tie-bar construction of the straightener head, oversize crodon coated pinch rolls, seven (7) independent straightening rolls, a cluster gear driven drivetrain, exit side pinch rolls, AC variable speed drive technology, and many others are provided to make these straighteners an exceptional value. Extensive optional equipment can be combined to meet a wide range of material straightening applications. Equipment such as peeler/threader/hold down stations, non-marking chrome roller packages, digital straightener positioning readouts, and ultra sonic loop control systems are available.

These straighteners combine effective design of the straightener roller diameters, center distance spacing, and roller penetration travel to provide the end user a machine that removes coil set from a wide range of material types and thickness. Our expert application and engineering personnel specify the exact standard and optional equipment to meet each application's demands. Rugged, precise construction and exceptional component quality are combined to provide the "best value in the industry." All Coe Press Equipment products are backed by our "3-2-1" Warranty and 24 Hour Technical Service programs.



■ 305 Series straightener shown with optional peeler/threader/hold down station, single row of back-up rollers and digital upper roll height indicators.



■ 355 Series straightener shown with optional peeler/threader/hold down station, material flattener, LED display of upper straightener roll heights, and plexiglass windows in covers.



Standard Features

305 / 355 Series Straighteners

- Rigid Precision Machines Tie Bar Construction of Straightener Head
- Seven (7) Straightener Rolls for Optimum Straightening Capability
- Optimized Roll Diameter and Center Distance for Coil Set Removal
- Oversize Pinch Roll Diameters for Capacity to Pull-off Heavy Coils
- Hand Crank Edge Guide Assembly for Proper Material Alignment
- Multiple Roll Catenary Section Assures Proper Material Support
- Independent Adjustment of Upper Straightener Rolls
- Precision Screw Jack Adjustment of Upper Straightener Rolls
- Cluster Gear Drivetrain for All Lower Straightener Rolls
- Crodon Coated Upper and Lower Entrance Pinch Rolls
- Air Cylinder Raise and Lower of Pinch Rolls
- Exit Side Pinch Rolls for Optimum Pull-off Capacity
- Funnelled Stock Path for Efficient Material Threading
- Upper Straightener Roll Height Scales and Pointers
- Central Point Lubrication System
- 230 / 460 Volt AC 3 Phase Incoming Power
- Remote Jog Pendant for Material Threading
- AC Variable Speed Drive with Digital Controls
- Standard Electrical Safety Disconnect

Optional Equipment

305 / 355 Series Straighteners

- Reel to Straightener Tie in Brackets
- Ultra Sonic Variable Speed Loop Controls
- Multiple Position Loop Depth Selector Switch
- Dual Axis Peeler Table for Material Threading
- Peeler Table with Integral Debender for Hands Free Threading
- Peeler/Threader/ Hold Down Station for Hands Free Threading
- 9 and 11 Roll Head Configurations for Optimum Straightening
- Trabon Automatic Lubrication System
- Digital Upper Straightener Roll Height Indicators
- LED Display of Upper Straightener Roll Heights
- Horizontal Flat Top Cabinet Design to Application
- Non-marking Chrome Roll and Threading Packages
- Heavy Material Debender for Threading
- Pay-off Rates up to 200 FPM
- Pull-off Capacities up to 60,000#
- Horsepower Ratings up to 30 HP
- Single Row of Back-up Rollers
- Double Row of Back-up Rollers

POWER STRAIGHTENERS

■ 400 / 500 Series Heavy Duty Straighteners

The 400 Series and 500 Series of power straighteners are designed to provide the speed, torque, and straightening capability required for medium and heavy gauge stamping applications. These machines are designed with the standard features and rigidity to pull-off extreme coil weights and still effectively straighten extremely heavy gauge materials. These power straighteners are typically matched with the Heavy Duty Series 5 through 8 servo roll feeds and 10,000# to 60,000# capacity coil reels.

Extensive standard features such as rigid tie-bar construction of the straightener head, oversize crodon coated pinch rolls, seven (7) independent straightening rolls, a cluster gear driven drivetrain, exit side pinch rolls, AC variable speed drive technology, and many others are provided to make these straighteners an exceptional value. Extensive optional equipment can be combined to meet a wide range of material straightening applications. Equipment such as peeler/threader/hold down stations, material debenders, digital straightener positioning readouts, and ultra sonic loop control systems are available.

These straighteners combine effective design of the straightener roller diameters, center distance spacing, and roller penetration travel to provide the end user a machine that removes coil set from a wide range of material types and thickness. Our expert application and engineering personnel specify the exact standard and optional equipment to meet each application's demands. Rugged, precise construction and exceptional component quality combined to provide the "best value in the industry". All Coe Press Equipment products are backed by our "3-2-1" Warranty and 24 Hour Technical Service programs.



■ 400 Series straightener shown with optional peeler/threader/hold down station, digital upper roll height indicators, and extended 4 roll catenary section.



■ 500 Series straightener shown with optional peeler/threader/hold down station, material debender flattener, and horizontal flat top cabinet design.



Standard Features

400 / 500 Series Straighteners

- Rigid Precision Machines Tie Bar Construction of Straightener Head
- Seven (7) Straightener Rolls for Optimum Straightening Capability
- Optimized Roll Diameter and Center Distance for Coil Set Removal
- Oversize Pinch Roll Diameters for Capacity to Pull-off Heavy Coils
- Hand Crank Edge Guide Assembly for Proper Material Alignment
- Multiple Roll Catenary Section Assures Proper Material Support
- Independent Adjustment of Upper Straightener Rolls
- Precision Screw Jack Adjustment of Upper Straightener Rolls
- Cluster Gear Drivetrain for All Lower Straightener Rolls
- Crodon Coated Upper and Lower Entrance Pinch Rolls
- Air Cylinder Raise and Lower of Pinch Rolls
- Exit Side Pinch Rolls for Optimum Pull-off Capacity
- Funnelled Stock Path for Efficient Material Threading
- Upper Straightener Roll Height Scales and Pointers
- Central Point Lubrication System
- 230 / 460 Volt AC 3 Phase Incoming Power
- Remote Jog Pendant for Material Threading
- AC Variable Speed Drive with Digital Controls
- Standard Electrical Safety Disconnect


Optional Equipment

400 / 500 Series Straighteners

- Reel to Straightener Tie in Brackets
- Ultra Sonic Variable Speed Loop Controls
- Multiple Position Loop Depth Selector Switch
- Dual Axis Peeler Table for Material Threading
- Peeler Table with Integral Debender for Hands Free Threading
- Peeler/Threader/ Hold Down Station for Hands Free Threading
- 9 and 11 Roll Head Configurations for Optimum Straightening
- Trabon Automatic Lubrication System
- Digital Upper Straightener Roll Height Indicators
- LED Display of Upper Straightener Roll Heights
- Motorized Positioning of Upper Straightener Rolls
- Horizontal Flat Top Cabinet Design to Application
- Non-marking Chrome Roll and Threading Packages
- Heavy Material Debender for Threading
- Pay-off Rates up to 200 FPM
- Pull-off Capacities up to 60,000#
- Horsepower Ratings up to 100 HP
- Single Row of Back-up Rollers
- Double Row of Back-up Rollers

POWER STRAIGHTENERS

Features & Benefits



■ Independent Adjustment of Upper Straightener Rolls in Precision Guide Blocks

■ Optional: Digital Upper Roll Height Indicator

■ Air Cylinder Raise and Lower of Pinch Rolls

■ Independent Flow Controls for Proper Set-up of Cylinders

■ Centralized Lubrication System

■ Cluster Gear Drivetrain for all Straightener Rolls

■ Splined Ends of Straightener Rolls to Assure Proper Fit to Gears

■ Precision Machined Tie Bar Construction of Straightener Head



Features & Benefits

■ Vertical Edge Guide Rollers


■ Precision Screw Jack Adjustment of Upper Rolls

■ Air Cylinder Raise and Lower of Pinch Rolls

■ Hand Crank Edge Guide Assembly

■ Optional: Plexiglass Cover

■ Heavy Duty Sprocket and Chain Drive Mechanism



ADDITIONAL EQUIPMENT

COE PRESS EQUIPMENT CORPORATION

COMPLETE PRODUCT LINE

Fully Integrated Coil Feeding Lines

Coe Press Equipment designs and builds coil feeding lines to meet a wide variety of markets and application demands. Current applications include automotive, appliance, HVAC, lighting, housewares, service center, and others. We combine technologically advanced design and expert manufacturing techniques to produce fully integrated systems to efficiently unwind, straighten, and feed coil stock materials.



Individual Equipment

■ ServoMaster Series

The ServoMaster Series of servo roll feeds provides the highest capacity to feed coil stock material at the most competitive market prices. This family's feature rich and high performance machines are of modular construction of common components and share many manufacturing methods as the basis of their effective price structure. Starting with the Series 1 with 2.25" diameter rolls through the Series 4 with 4.0" diameter rolls, these feeds are capable of processing material from .010" to .310" in thickness. Machine widths from 6" to 54" are standard. Production rates up to 300 cycles per minute are obtainable. Standard equipment for the ServoMaster Series includes: AC brushless servo motors, a closed loop positioning system, low inertia drive system with sheaves and non-stretch Kevlar timing belt, precision cluster gear driven upper roller, accuracy of +/- .003", true pivoting upper feed roll for pilot operation, adjustable stroke cylinder with single point pilot stroke adjustment, adjustable radius catenary section, ergonomic slant-top control console, and the user-friendly ServoMaster Controller.



■ Servo Roll Feeds

Coe Press Equipment Corporation combines intelligent design, high quality components, and precision assembly to produce a full range of dependable and versatile servo roll feeds. Roll feed widths from 12" through 84" and feed roll sizes from 5.0" diameter through 8.0" are standard. Material thickness ranges from .010" to .625" can be processed. Standard features and benefits included on all servo feeds include: AC brushless servo motors, closed loop servo system, aluminum alloy pulley and non-stretch Kevlar timing belt drive, cluster gear drive of upper roller, accuracy of +/- .003", heavy duty fabricated cabinet, adjustable feed height, self-centering material edge guides, adjustable stroke pilot release mechanism, and catenary material support rollers. Coe Press Equipment Corporation offers a full range of standard equipment available with a variety of options to meet any customer's application.

■ Air Feeds

The air feed is a cost effective entry level feeding system offered in a full range of sizes and capacities. Starting with the CF200 with a 2" diameter air feed cylinder through CF600 with a 6" diameter air feed cylinder this product can provide the driving force to meet any application needs. Wide and heavy material applications utilize a double-feed head for gripping and feeding the coil stock. Standard features and benefits on this equipment include: hand crank stroke adjustment, heavy duty guide bars, high strength aluminum gripper assembly, and press interface controls. Available option equipment includes: "Air Saver" cylinders, pull-through straighteners, powered threading rolls, remote jog control, stroke length indicators, and heavy-duty cabinet bases. The air feed equipment can be designed for special feeding applications including: wire feeding, tube feeding, push-pull applications, dual strip applications, and zig-zag applications.



■ Coil Reels

Coe Press Equipment single or double ended coil reels have capacities ranging from 1,500 lbs to 60,000 lbs and widths ranging from 12" to 84". Both motorized and pull-off type reels are available depending on the application. The design of our reels incorporates unique "bearing tube" support for the mandrel and a heavy duty support base. Standard features and benefits of this equipment include: manual or hydraulic expansion of mandrel, wedge or link type expansion, DC or AC variable speed drive, hydraulic threading drives, quick-release narrow coil keepers, and loop control. A wide variety of options, including traveling coil cars, coil upenders, and coil turnstiles, are available for just-in-time coil changes. Custom engineering can be provided to meet any application demands.



40549 Brentwood
Sterling Heights, MI 48310
(810) 979-4400 • Fax (810) 979-2970
Website: www.cpec.com



Coe Press Equipment Corporation
"The Company That Feeds an Industry"